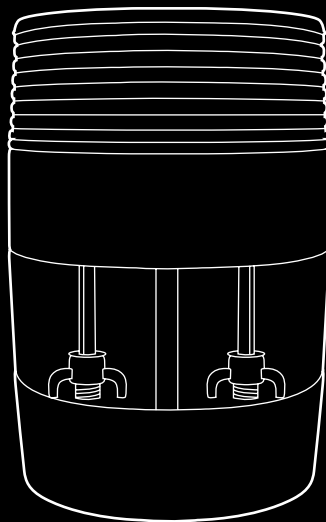
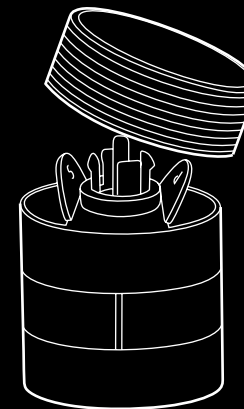


# 2-in-1

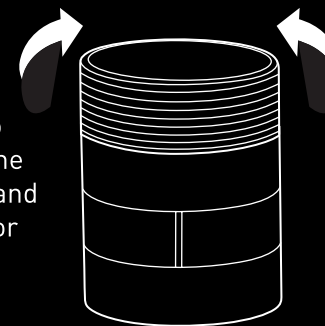
SALT & PEPPER GRINDER



- Stainless steel and acrylic body
- Durable non-rust ceramic grinding mechanism
- Easy to use and refill



1. Remove top of mill and fill with salt and pepper as required.



2. Twist to operate - one way for salt and the other for pepper.


[www.grunweg.co.uk](http://www.grunweg.co.uk)  
[sales@grunweg.co.uk](mailto:sales@grunweg.co.uk)

  
**GRUNWEG**  
SHEFFIELD • ENGLAND


Tel: 0114 275 6700  
Fax: 0114 276 0810

# 3-in-1


SALT, PEPPER & SPICE GRINDER



- Stainless steel and acrylic body
- Durable non-rust ceramic grinding mechanism
- Easy to use and refill

1. To fill your 3-in-1 grinder, align the arrow **(A)** with the diagram  on the required chamber. Remove the lid and fill the chamber through the resulting hole **(B)**.



1. To use your 3-in-1 grinder, simply replace the lid. To change chambers, align the arrow **(A)** with the diagram  on a different required chamber.

[www.grunweg.co.uk](http://www.grunweg.co.uk)  
[sales@grunweg.co.uk](mailto:sales@grunweg.co.uk)

  
**GRUNWEG**  
SHEFFIELD • ENGLAND

Tel: 0114 275 6700  
Fax: 0114 276 0810